

Report Component - Text Shape



Description

The **Text shape** component creates a text area for static or data key bound content. It is used for report titles, customized page headers and footers, and of course, any additional text you want to add to a report. Select the Text Shape on the Report Component Palette to make it active, draw a rectangle in your Report Designer, and begin entering text. After it is created, you can move the Text component around, expand it, or shrink it by using the handles when the component is selected. The Text Shape component has two tabs; the **Edit Text** and **Properties** tabs.

The **Edit Text** tab has a set of functions on the right side of the tab to quickly edit the text, like changing the font type, size, style, and color. These same properties may also be modified from the Properties tab. Properties that are modified will usually affect all text in that object regardless of specific text selection. The **Properties** tab has a lot of properties associated with Text Shape component, including Data Key Format Properties for Date and Number formats by simply choosing a format from the list of available templates.

Properties

Edit Text Tab		Property	Description	
			Insert data key	
			Select font and size	
			Bold	
			Italic	
			Underline	
			Superscript	
			Subscript	
			Choose font color	
Properties Tab		Property	Description	Category
		Text	Text to display in the shape.	Text Properties

Property Inspector

Edit Text Properties

Text Properties

Text	
Text Color	
Character Spacing	0
Coalesce Newlines	<input type="checkbox"/>
Font	Arial 18.0 (Arial)
Horizontal Alignment	Left
Line Spacing	1
Margin	1; 2; 0; 2
Overflow Behavior	Grow row
Underlined	<input type="checkbox"/>
Vertical Alignment	Top

Data Key Format Properties

Date Format	MMM d, yyyy
Null Format	<N/A>
Number Format	#0.##
Negative In Red	<input type="checkbox"/>

Stroke and Fill

Fill	<input type="checkbox"/>
Fill Color	
Opacity	1
Stroke Style	Hidden
Stroke	

Rectangle Shape

Radius	0
--------	---

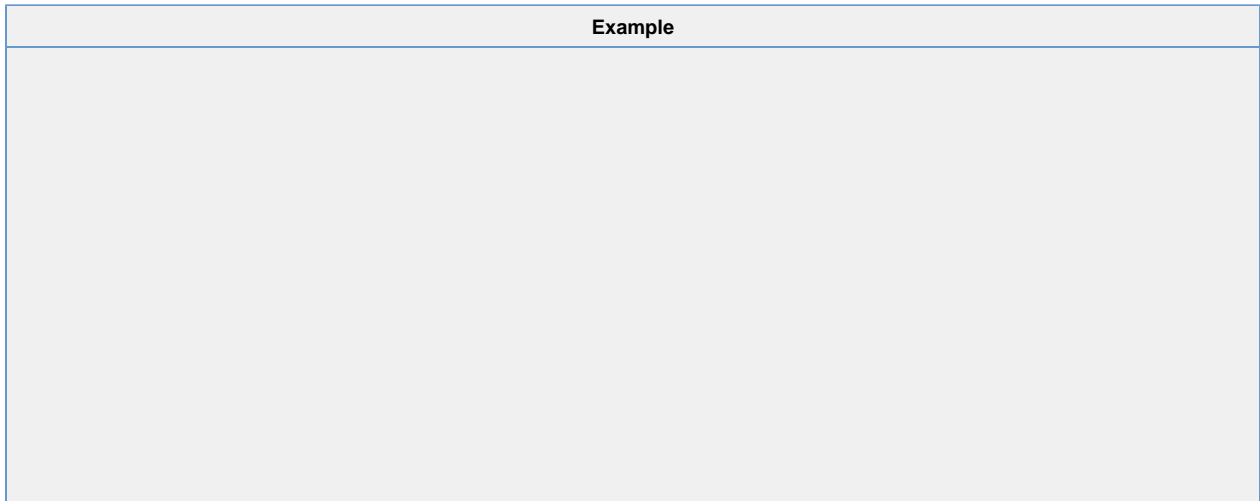
Basic Properties

Roll	0
Scale X	1
Scale Y	1
Visible	<input checked="" type="checkbox"/>
Width	277
Height	47
X	145
Y	465

Text Color	Color of the text.	Text Properties
Character Spacing	Amount of extra spacing to add between characters. Negative spacing makes characters closer together.	Text Properties
Coalesce Newlines	If true, consecutive line breaks will be merged into one.	Text Properties
Font	Font to use for the text.	Text Properties
Horizontal Alignment	Horizontal alignment for text.	Text Properties
Line Spacing	Spacing between lines of text. 1 is single spacing, 2 is double spacing, etc.	Text Properties
Margins	Margin between text and bounds of shape in pixels. Format is top; left; bottom; right.	Text Properties
Overflow Behavior	How text that overflows the bounds of the shape should be handled. <ul style="list-style-type: none"> • Paginate - text is pushed to the next page if the number of characters exceed the shape. • Shrink text to fit - text fits into the shape when expanded, and the font is smaller when previewed or printed. • Grow row - text fits into the shape and shows when the shape is expanded, previewed, or printed. 	Text Properties
Underlined	If true, use underlined text.	Text Properties
Vertical Alignment	Vertical alignment for text.	Text Properties
Date Format	Format to use for dates in this shape.	Data Key Format Properties
Null Format	Format to use for null values in this shape.	Data Key Format Properties
Number Format	Format to use for numbers in this shape.	Data Key Format Properties
Negative in Red	If true, show negative numbers in red.	Data Key Format Properties

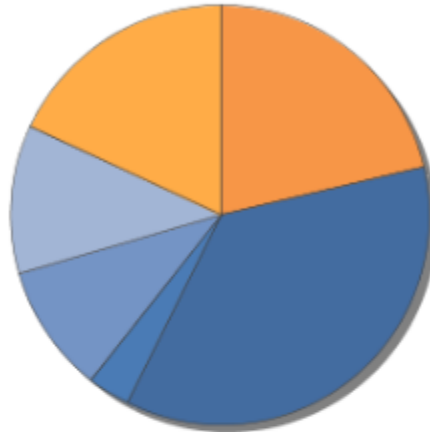
Fill	If true, the shape will fill its space with color.	Stroke and Fill
Fill Color	If Fill is selected, the color that will fill the shape.	Stroke and Fill
Opacity	How opaque the Fill color is, between 0 and 1.	Stroke and Fill
Stroke Style	What style of stroke or border to use: Hidden; Shape Outline; Border; Double. To learn more about stroke styles, refer to Stroke and Fill Properties .	Stroke and Fill
Stroke	Details for the chosen stroke . Each Stroke has its own properties depending on the Stroke Style chosen.	Stroke and Fill
Radius	Amount to radius the corners of this shape if using a Stroke.	Rectangle Shape
Roll	Number of degrees this shape is rotated clockwise.	Basic Properties
Scale X	Amount to scale the width of this shape. 1 is scale to 100%.	Basic Properties
Scale Y	Amount to scale the height of this shape. 1 is scale to 100%.	Basic Properties
Visible	If true, the shape will be visible.	Basic Properties
Width	Width of this shape in pixels.	Basic Properties
Height	Height of this shape in pixels.	Basic Properties
X	Horizontal distance in pixels between the left edge of this shape and the left edge of the page.	Basic Properties
Y	Vertical distance in pixels between the upper edge of this shape and the top edge of the page.	Basic Properties

Example



Used Car Inventory Report

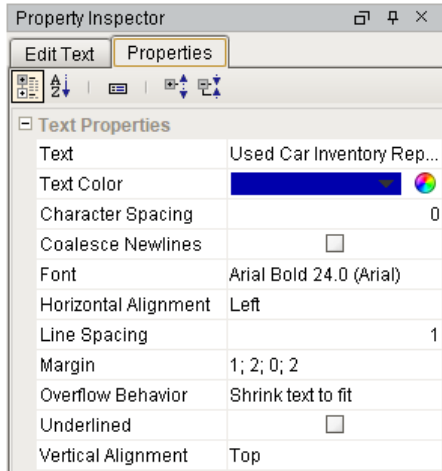
August 2017



● Ford ● Toyota ● Mercedes ● Buick ● Lexus ● Jeep

Make	Quantity
Ford	13
Toyota	22
Mercedes	2
Buick	6
Lexus	7
Jeep	11

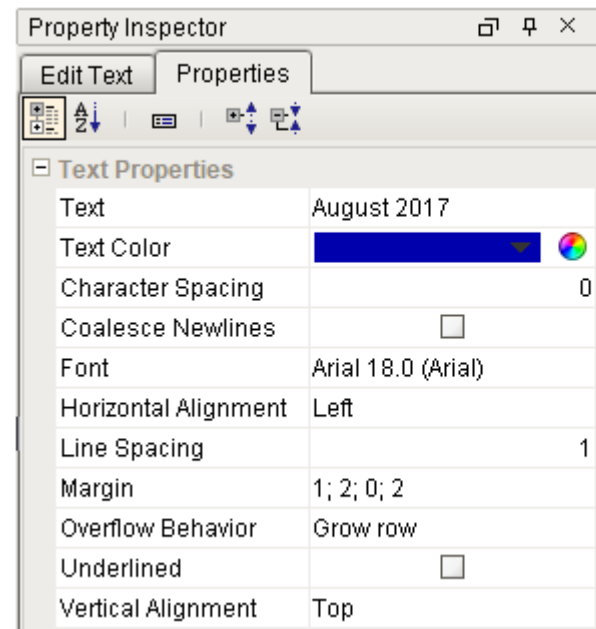
Text Shape - Used Car Inventory Report



Used Car Inventory Report

Property	Value
Text	Used Car Inventory Report
Text Color	Blue, Bold
Font Size	24 pixels

Text Shape - August 2017



August 2017

Property	Value
Text	August 2017
Text Color	Blue
Font Size	18 pixels