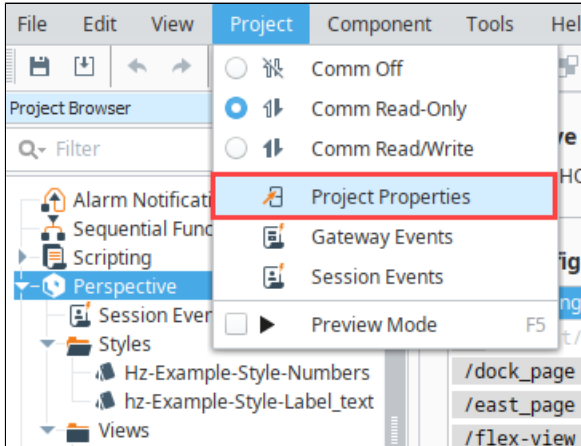


Perspective Project Properties

There are a number of properties you can set for your Perspective projects within the Designer. For example, there are properties for setting security levels, configuring how the sessions receive updates, and more.

To access the Project Properties, in the Designer, click on **Project** tab on the menu bar. Then select **Project Properties**.

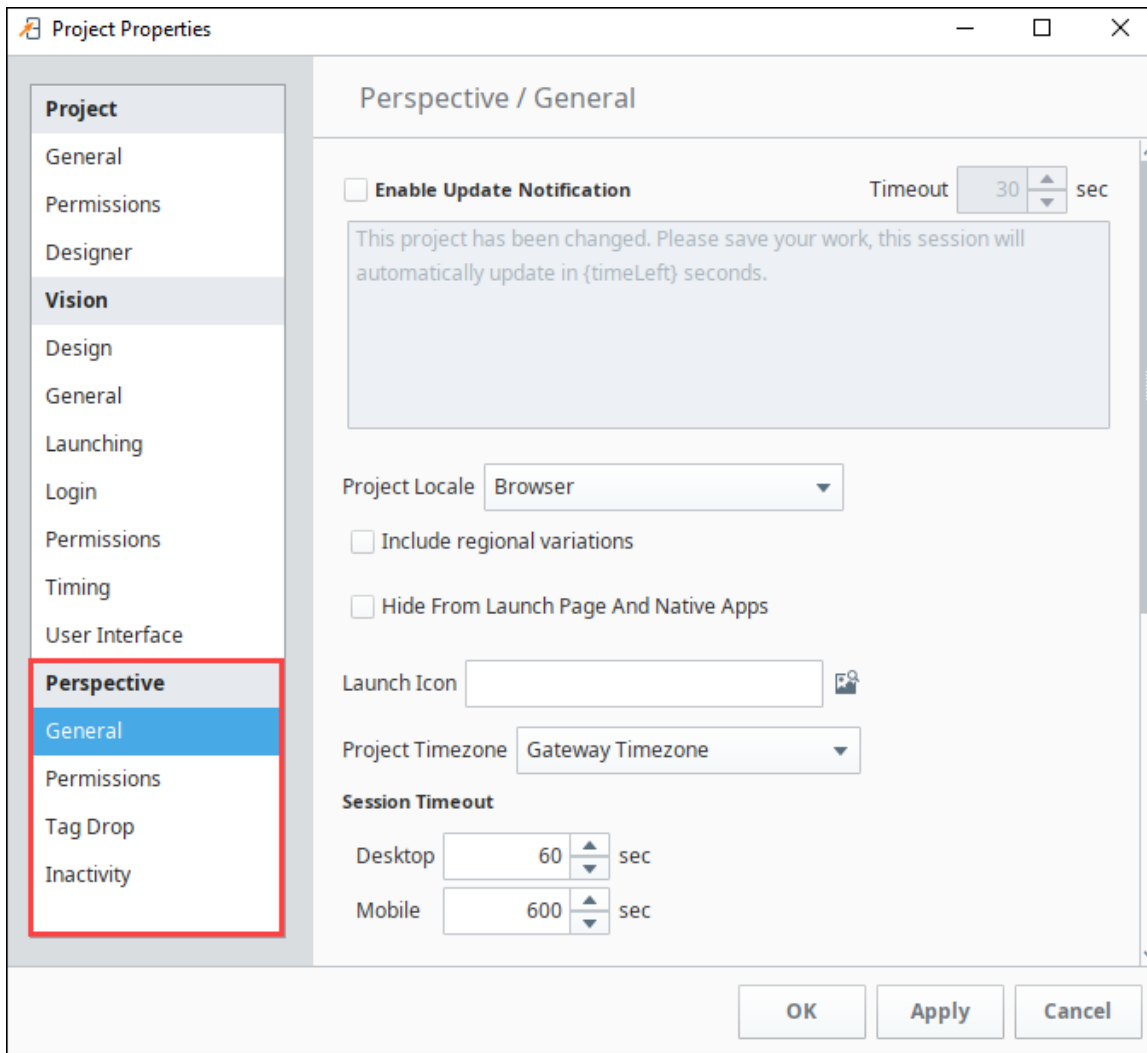


On this page

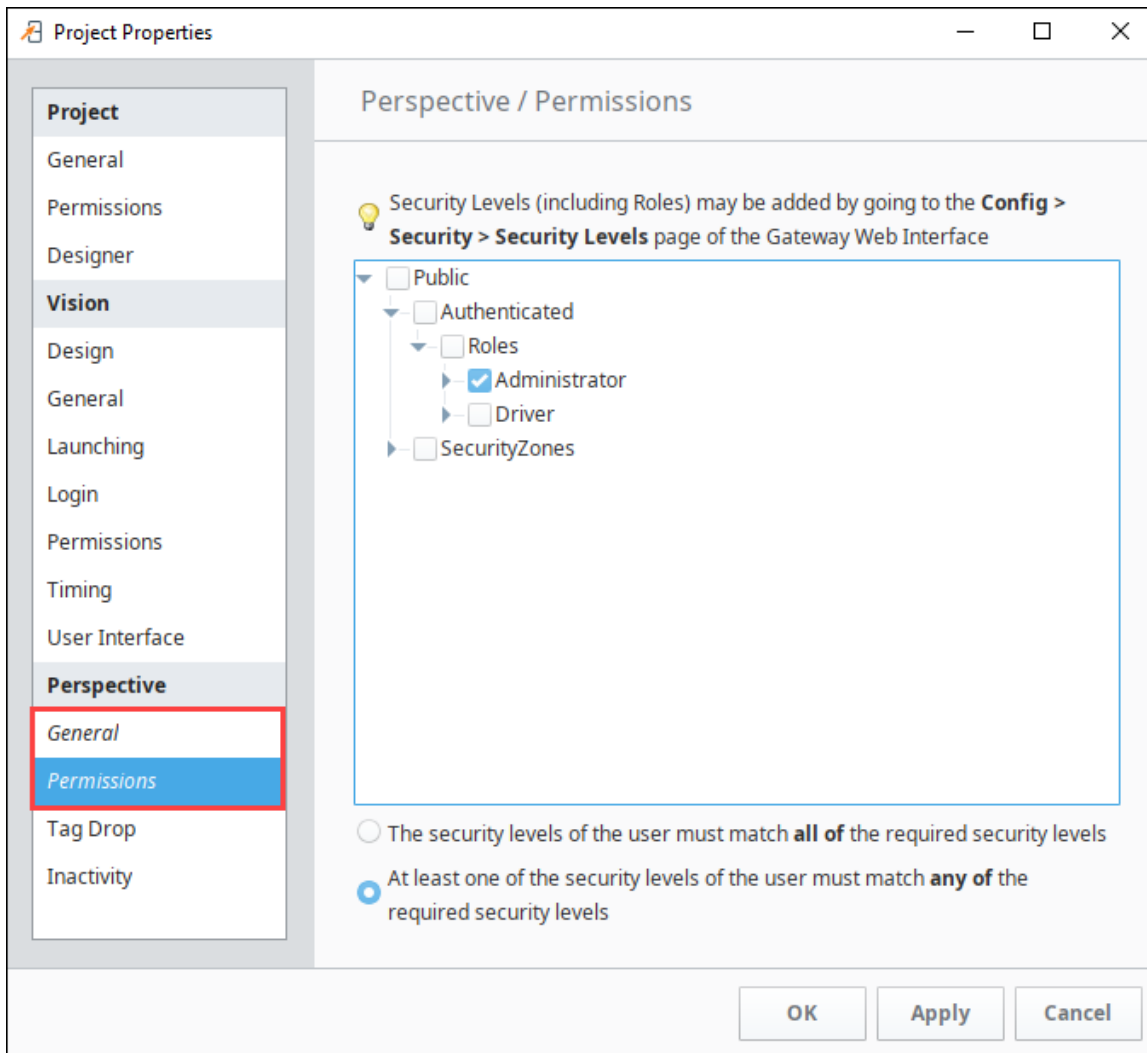
...

- Perspective General Properties
- Perspective Permissions Properties
- Perspective Tag Drop Properties
- Perspective Inactivity Properties

Project properties span several functional areas each containing settings applicable to that area. Scroll down to the Perspective section.




When properties in a section have been updated but not saved yet, the section heading will change to italicized text. In the following example, changes have been made in the the Perspective General and Permissions properties but they have not been saved or applied yet.



Perspective General Properties

These general properties apply to the Perspective Sessions.

General	
Property	Description
Enable Update Notification	Enables notifications for sessions when the project is changed. When notification is enabled, this is the message that will be displayed. The token {timeLeft} will be replaced with the seconds remaining until update. If false, update will be immediate.
Project Locale	Select a project locale.
Include regional variations	Enables regional variations for the locale.
Hide from Launch Page and Native Apps	<div style="border: 1px solid orange; padding: 5px; margin-bottom: 5px;"> <p>This feature is new in Ignition version 8.0.6 Click here to check out the other new features</p> </div> <p>When selected, the project to be hidden from the Session Launcher and mobile app project listing.</p>
Launch Icon	The image specified here is used to represent the project on the launch page and desktop shortcut. This needs to be a path to an image that has been uploaded to the Gateway . Use the browse button to choose or upload a new image.

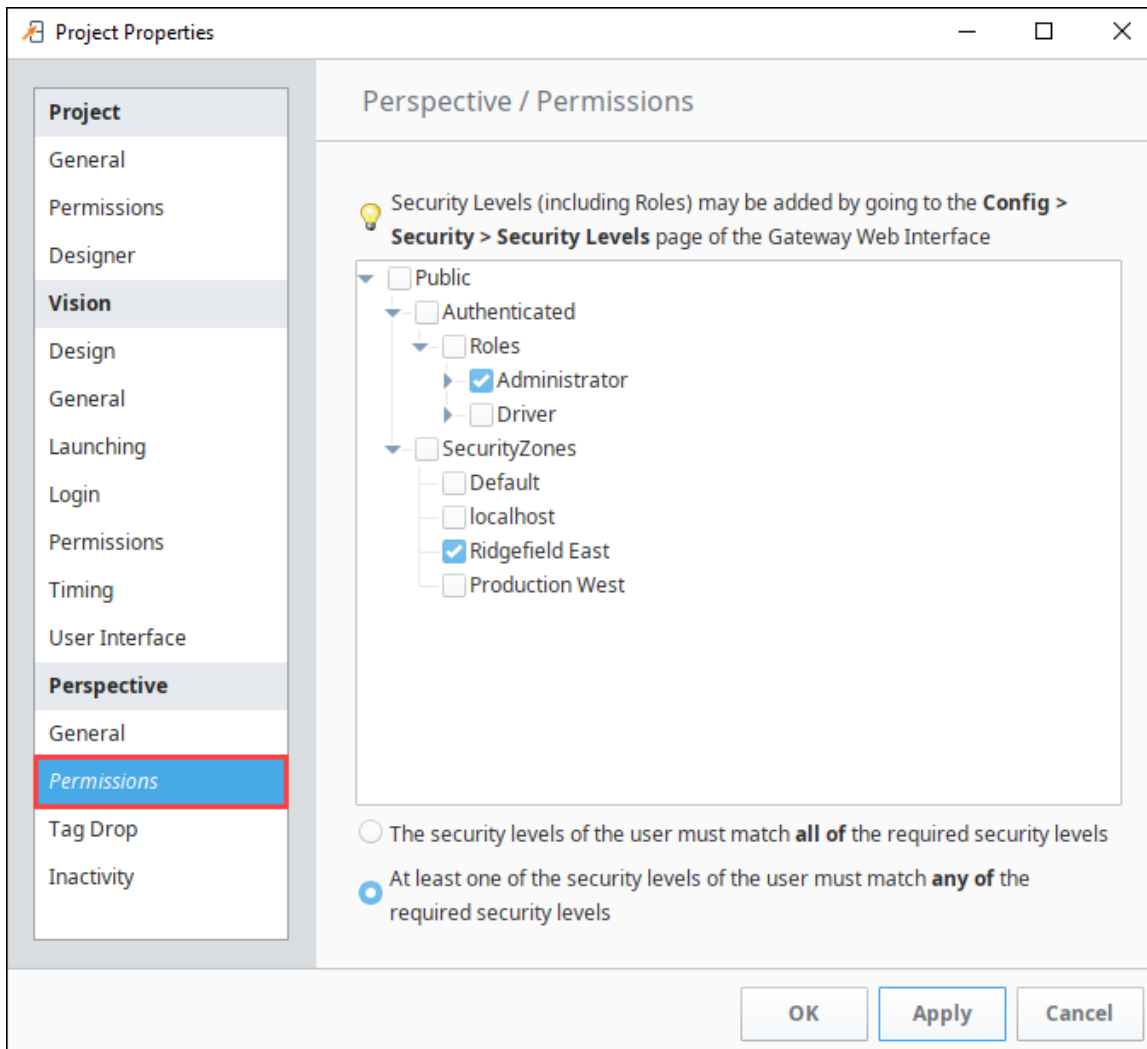
Project Timezone	Timezone for this project. Dropdown list includes the Gateway timezone, Session timezone, or specific timezones around the globe.
Identity Provider	<p>Identity Provider (IdP) for this project. Dropdown list of available IdPs.</p> <div style="border: 1px solid orange; padding: 5px; margin-bottom: 10px;"> <p>This feature is new in Ignition version 8.0.6 Click here to check out the other new features</p> </div> <div style="border: 1px solid orange; padding: 10px;"> <p> After release 8.0.6, the Identity Provider setting will only remain in this location if your Perspective Project already has an IdP set for it. If you change this property to none, it will no longer remain in this location. It moves to the Project Properties > Project General.</p> <p>For new installations, the Identity Provider property is now located in Project Properties > Project General. For more information, see Project Properties.</p> </div>
Session Timeout Desktop	The time, in seconds, for that the Gateway will wait for desktop devices to respond.
Session Timeout Mobile	The time, in seconds, for that the Gateway will wait for mobile devices to respond.
Session Closed Message	<div style="border: 1px solid orange; padding: 5px; margin-bottom: 10px;"> <p>This feature is new in Ignition version 8.0.3 Click here to check out the other new features</p> </div> <p>Message to be displayed if <code>system.perspective.closeSession</code> is invoked.</p>
Page Closed Message	<div style="border: 1px solid orange; padding: 5px; margin-bottom: 10px;"> <p>This feature is new in Ignition version 8.0.4 Click here to check out the other new features</p> </div> <p>Message to be displayed if <code>system.perspective.closePage</code> is invoked.</p>

Perspective Permissions Properties

The Perspective Permissions properties restrict project access to specific security levels and security zones.





Permissions	
Property	Description
(Security Levels Tree)	Interactive tree that shows the current authenticated roles and security zones .
(First radio button)	If selected, then the security levels of the user must match all of the required security levels
(Second radio button)	If selected, then at least one of the security levels of the user must match any of the required security levels.


In the following example, a user must have the Administrator security level and Ridgefield East security zone to be able to access this project.



Perspective Tag Drop Properties

Tag Drop properties provide a way to link certain data types of Tags to commonly used components when dragging-and-dropping a Tag onto a view. This is done in **Project Properties** under **Tag Drop** in three steps: select the data type, select the component to create, and select the bindings that are created on that component.

- Data Type Configuration:** This setting determines which components show up in the popup list when dragging a Tag into a view. You can switch between the different Tag data types to see what sorts of components are allowed to be dropped for each of those types. Add or remove new entries in the list using the **Add**  icon and **Delete**  icon. You can then double-click on the new blank cell and select a component from a dropdown.
- Component Bindings Configuration:** This setting determines which bindings are created when a component is dropped into a view. Select a component, then set up or modify the bindings for the selected component (which is typically just the Tag value bound to the value/text prop on a component). Add or remove new binding entries using the **Add**  icon and **Delete**  icon. Double-click the Tag Property and Prop Path cells to fill in properties.



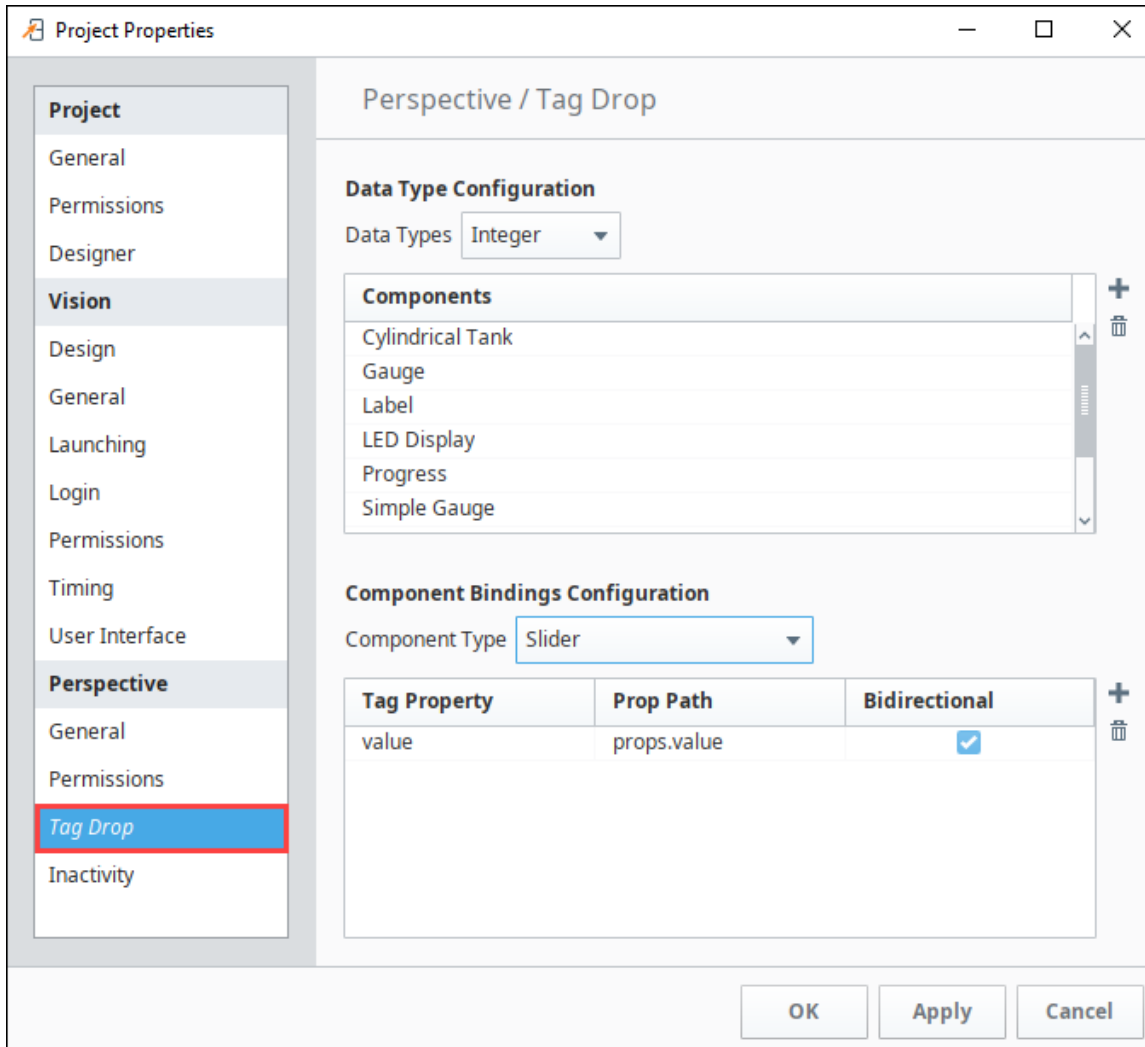
The Component Binding Configuration table values are tied to the component currently selected in the Component Type dropdown, they are not related to what is selected in the Data Type Configuration table above.

This feature is new in Ignition version **8.0.6**
[Click here](#) to check out the other new features

Dropping tags onto existing components can now create bindings on those components if the data type of the tag matches a Tag Drop configuration in the project. Tag Drop configuration is what determines if a binding is configured or not.

This feature is new in Ignition version **8.0.5**
[Click here](#) to check out the other new features

The Tag Drop interface enables the **Bidirectional** setting by default when adding Input Components.



Tag Drop	
Property	Description
Data Type Configuration	This section is to set up a list of components to show for each data type that can be dragged onto the view.
Data Types	Dropdown list of the available datatypes in Ignition. Choose a datatype to see a list of components associated with it.
Components	List of components associated with selected data type.

Component Bindings Configuration	This section is to set up bindings when a Tag is dropped.
Component Type	Dropdown list of the available components in Perspective.
Tag Property	The name of a Tag's property to be used in a binding. "value" is most commonly used.
Prop Path	The property path on the component where the binding will be created. props.value or props.text are most commonly used.
Bidirectional	<p>Check box to indicate if the binding should be bidirectional.</p> <div style="border: 1px solid orange; padding: 5px; margin: 10px 0;"> <p>This feature is new in Ignition version 8.0.5 Click here to check out the other new features</p> </div> <p>The Bidirectional property is set by default when adding Input Components.</p>

This feature is new in Ignition version **8.0.16**
[Click here](#) to check out the other new features

Perspective Inactivity Properties

As of 8.0.16, Perspective has Inactivity Timeout settings in Project Properties. You can set an Inactivity timer that either closes the Perspective session or logs the user out if no activity is detected after a specified number of minutes. Activity is considered opening a new tab, clicking, typing. If Perspective is running on a mobile device, activity is considered a swipe or tap. The Gateway is the "time keeper" for inactivity timer.

i This inactivity feature pertains to perspective sessions only. When the Inactive Session Action occurs (regardless of whether "Logout" or "Close Session" is selected), the user will still be logged into the Identity Provider.

When enabling this inactivity feature, it is highly recommended that you also enable the "Always ask the IdP to re-authenticate users by default" setting under [Project Properties](#), as this will require that any user attempting to log into a perspective session will have to provide their credentials first.

The following are the properties for the Inactivity Timeout:

Inactivity	
Property	Description
Enabled	Whether the automatic inactivity detection option is enabled.
Inactivity Timer	Time (in minutes) in which a session can be inactive before the user is logged out or the session is closed.
Grace Period	Grace period (in seconds) after the Inactivity Timer time has passed but before the user will be logged out or the session closed.
Grace Period Message	Message to be displayed before a session becomes inactive. Use the placeholder {seconds} to indicate remaining time. (Optional.)
Inactive Session Action	<p>Action that occurs when the session becomes inactive. Options are:</p> <ul style="list-style-type: none"> Logout - Log the user out of the session. Note that the user will still be logged in with the Close Session - Close the session.

Project Properties

Perspective / Inactivity

Project

- General
- Permissions
- Designer

Vision

- Design
- General
- Launching
- Login
- Permissions
- Timing
- User Interface

Perspective

- General
- Permissions
- Tag Drop
- Inactivity**

Automatic Inactivity Detection

Enabled

Inactivity Timer

15 minutes

Grace Period

10 seconds

Grace Period Message

You will be logged out due to inactivity in {seconds} seconds.

Inactive Session Action

Logout

Close Session

OK Apply Cancel